
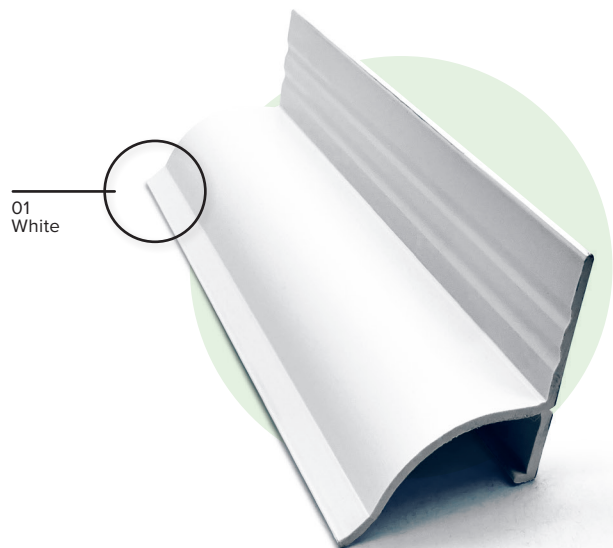
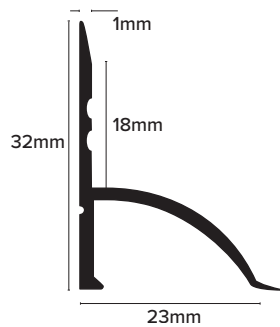


# SBS



## Product Description

Genesis P.V.C. Seal Under / Over Tile SBS and SPS are coextruded bath seals, designed to create an attractive seal around the perimeter of the bath or shower.

The SBS profile can be fitted after the tiles have been fixed or during tiling with the tile fixed over the specially designed flat top step of the profile.

The SPS profile is designed to fit during tiling with the tile fixed over the specially designed flat top step of the profile.

## Technical Details

UPVC is particularly suitable for a wide range of application due to its excellent chemical resistance, however note the following:

Not recommended for use above 60°C resistant to most oils, alcohols, petrol and fats. It is unsuitable for use in contact with aromatic and chlorinated hydrocarbons, ketones, nitro compounds, esters and cyclic ethers with cause some swelling.

Property	Test Method	Result
Vicat Softening Point	ISO 306 PN-EN ISO 306: 2014-02	79.8±20°C
Shore hardness	PN-EN ISO 868: 2005	70±5 ShD
Charpy impact strength	PN-EN ISO 179-1/eC:2010	1.7 C* kJ/m <sup>2</sup> <small>*the test is made from the raw material, not from the final product</small>
Maximum stress, durability	PN-EN ISO 527-1:2012, PN-EN ISO 527-2:2012	35.4 MPa
Colour variation	L*a*b	Conform with defined colour referential (ΔE≤4)

## Maintenance

Profiles require no special maintenance they should be cleaned periodically using a neutral detergent to maintain the appearance.

Regular cleaning aids the longevity of the profile.

## Dimensions

Profiles are available in 2.5m lengths.

## Installation

1. Cut to length allowing mitres for corners, although mitre cutting can be avoided by using the Tile Seal mitre Piece and End Caps.
2. Pre-weight bath or shower tray by standing in whilst fixing.
3. Before fitting the last row of ceramic tiles, tack seal into the internal angle, simultaneously bedding the leg into the adhesive. Ensure the leg rests on the base confirming the seal is fully compressed.
4. Fix last row of tiles, bringing tile to rest on the Tile Seal. Grout according to manufacturers instructions.

## Allied Products

Specially designed corner pieces and end caps (SMT100 / SMP100) prevent unsightly mitre cuts and end caps ensure a neat professional finish to the installation