



vision

Technical Information Pack

Vision offers a range of premium profiles for commercial and domestic applications, designed to protect and inspire with variable mood accents



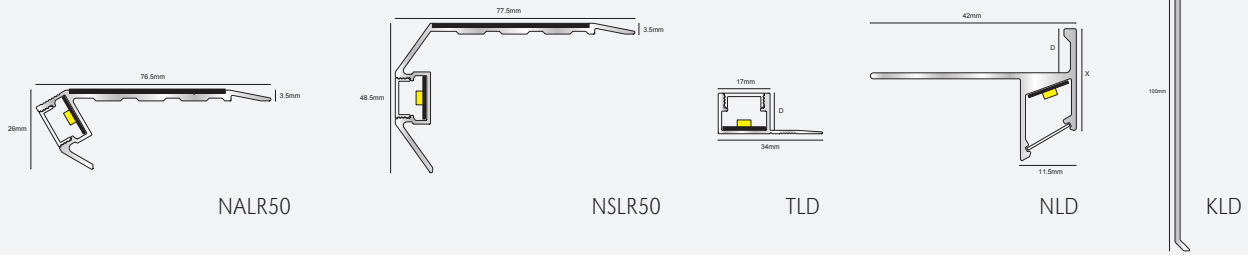
Genesis

For the Perfect Finish

vision



Profile Range

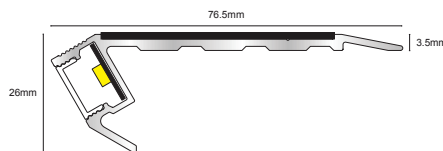


Nosing: Vision - Light Down (NALR50)

Commercial style stair nosing incorporating a range of non-slip PVC based inserts and Vision LED, CCT, RGB and Flatlite lighting systems in a 'light down' configuration. Supplied in anodised Matt Silver finish, others finishes are available on request. Standard length is 2.8m but we offer a bespoke cutting and drilling service if required and end caps to complete the professional aesthetic. Complete with frosted polycarbonate diffuser to ensure optimum light dispersion.

Compatible Lighting System

| | |
|------------|---|
| Vision LED | ● |
| Vision CCT | ● |
| RGB LED | ● |
| FlatLite® | ● |


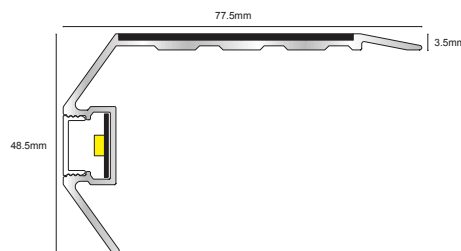


Nosing: Vision - Light Out (NSLR50)

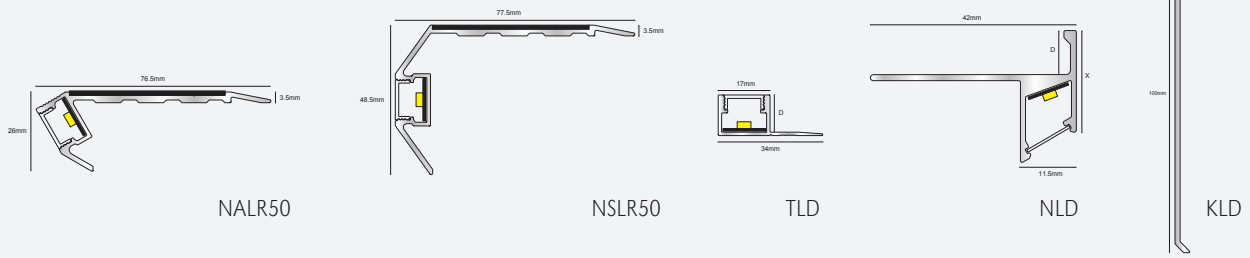
Commercial style stair nosing incorporating a range of non-slip PVC based inserts and Vision LED, CCT, RGB and Flatlite lighting systems in a 'light out' configuration. Supplied in anodised Matt Silver finish, others finishes are available on request. Standard length is 2.8m but we offer a bespoke cutting and drilling service if required and end caps to complete the professional aesthetic. Complete with frosted polycarbonate diffuser to ensure optimum light dispersion.

Compatible Lighting System

| | |
|------------|---|
| Vision LED | ● |
| Vision CCT | ● |
| RGB LED | ● |
| FlatLite® | ● |

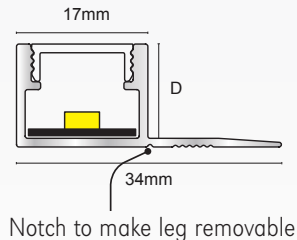


Profile Range



Wall/Floor: Vision - MultiFix (TLD)

A versatile tile-in profile incorporating Vision LED, CCT and RGB lighting systems. Can be used in wall or floor installations to break up large expanses of tile or create a pathway in the flooring surface. Supplied in anodised Matt Silver finish with frosted polycarbonate diffuser for optimum light dispersion. Available in 10mm or 12mm heights and a standard length of 2.8m. We also offer end caps to complete the professional aesthetic.

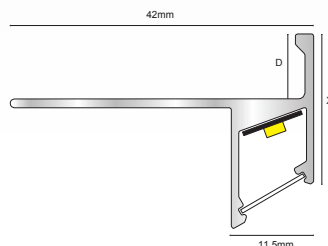


Compatible Lighting System

| | |
|------------|-------------------------------------|
| Vision LED | <input checked="" type="checkbox"/> |
| Vision CCT | <input checked="" type="checkbox"/> |
| RGB LED | <input checked="" type="checkbox"/> |
| FlatLite® | <input checked="" type="checkbox"/> |

Step Edge: Vision - Step (NLD)

NLD is a tile-in step edge incorporating Vision LED, CCT and RGB lighting systems. Designed to emphasise and accentuate each individual stair, illuminating the riser below to create a stunning stair case. Supplied in anodised Matt Silver finish with frosted polycarbonate diffuser for optimum light dispersion. Available in 9mm or 11mm depths and a standard length of 2.8m. We also offer end caps to complete the professional aesthetic.

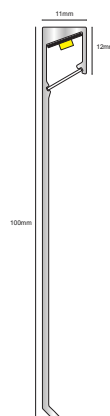


Compatible Lighting System

| | |
|------------|-------------------------------------|
| Vision LED | <input checked="" type="checkbox"/> |
| Vision CCT | <input checked="" type="checkbox"/> |
| RGB LED | <input checked="" type="checkbox"/> |
| FlatLite® | <input checked="" type="checkbox"/> |

Skirting: Vision - Skirting (KLD)


A retrofit aluminium skirting profile incorporating Vision LED, CCT and RGB lighting systems. Designed to create a border of low-level light which encapsulates the room. Supplied in anodised Matt Silver and Brushed Silver finishes with frosted polycarbonate diffuser for optimum light dispersion. Available in 100mm height and a standard length of 2.8m. We also offer end caps to complete the professional aesthetic.



Compatible Lighting System

| | |
|------------|-------------------------------------|
| Vision LED | <input checked="" type="checkbox"/> |
| Vision CCT | <input checked="" type="checkbox"/> |
| RGB LED | <input checked="" type="checkbox"/> |
| FlatLite® | <input checked="" type="checkbox"/> |

vision



Lighting Systems

Simply choose between Vision LED, RGB and Flatlite options to find the right illumination for your project.


LED System

Vision offers a range of premium profiles for commercial and domestic applications, designed to protect and inspire with variable mood accents.

The range is specifically designed to accept universal LED systems, RGB and Flatlite for steps, listello, edges and skirting offering unlimited freedom of design.

Developed with simplicity in mind the range of supporting hardware offers the most frequently installed systems with polycarbonate diffusers that eliminate hotspots.

- Efficient 4.8W and 9.6W power options, manufactured to A-A++ energy ratings
- Average lifespan 40,000 hours
- IP65 certified protection
- 120 LED per metre for even light dispersion
- 25mm cutting intervals
- Simple installation
- Single zone




Lighting Systems

RGB System

This dynamic system offers a range of mood lighting which allows the user to change colours and dim brightness by remote control in a maximum of 4 zones.

- 14.4W power
- IP65 certified protection
- 60 LED per metre
- Remote and Wi-Fi control available
- Can produce any colour combination of red, green, blue light
- Also offers three colour temperatures of white light – Cool, Natural and Warm
- Multi-zone



Safety


All LEDs, drivers and components are CE marked and tested to the following EN standards:

- EN 55015:2013
- EN 61547:2009
- EN 61000-3-2:2014
- EN 61000-3-3:2013

FlatLite®

FlatLite® technology is an electroluminescent light that operates by exposing phosphor crystals to AC power. The particles are excited by the voltage and frequency and give off light carried through 0.5mm wide strips with a 10mm illuminated face.

- Low Energy Consumption
- Easy to install
- Perfect consistent illumination
- Maintenance free
- DC/AC Power supply
- No glare hotspots
- Full technical support
- Max 30mtrs continuous length
- Power systems (Drivers) 110V or 240V AC
- Brightness control



Drivers & Accesories

Drivers

Selecting the right driver is easy – use the below formula to find the best option for your installation:

Total Power (W) = Length of LED x Power Rating of LED (W)

For example, 5 metres of Vision 9.6W LED tape uses a total of 48W. This installation will need to use a driver with a rating of at least 50W. The perfect option would be our 50W LED driver LDD50.

12V Drivers (LED) Single White



CCT / RGB Multiple White & Red, Green, Blue



Remote Control Options

Need more control? Vision RGB is compatible with single and multi-zone remote control, all you need is a receiver and remote control handset. Why not go one step further and connect Vision RGB to a Wi-Fi receiver and control your lighting system with your iPhone or Android smartphone (app required).

Single Zone Options (CCT / RGB Driver Compatable)



Single White - LED Remote
Dimmer and Controller



Multiple White - CCT Remote
Dimmer and Controller



RGB - Remote Dimmer
and Controller

Multi Zone Options (4 Zones / 3 Scenes)



Single White -
LED Receiver



Multiple White -
CCT Receiver



Multiple White & RGB -
Receiver

Universal Options

W-Fi Receiver

iPhone / Android compatible
with CCT / RGB Receiver and Driver



EyeLEDs















EyeLEDs are an individual, recess mounted LED unit which can be used to accentuate your installation. Compatible with our standard LED drivers and available in 3 colour temperatures – Cool, Natural and Warm White.



Installation

All vision products are designed to be easy to install and to work together seamlessly. Please consult the below overview for more information on the installation process.

Overview - What you need

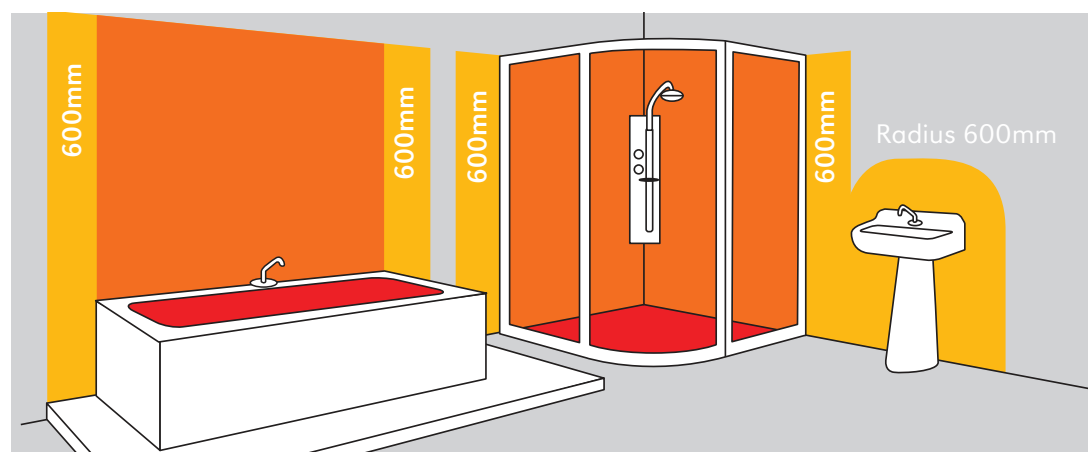
| 1. Lighting System | 2. Driver | 3. Receiver (optional) single zone or multi zone | |
|--|--|--|---|
|  NATURAL WHITE 4000K | LED  | N/A | N/A |
|  NATURAL WHITE 4000K | CCT RGB  |  | or  |
|  COLD WHITE 6000K NATURAL WHITE 4000K WARM WHITE 3000K | CCT RGB  |  | or  |
|  RED GREEN BLUE | CCT RGB  |  | or  |

Zones

All Vision lighting options are IP65 rated and therefore resistant to splashes of water. We recommend that they can be installed in Zones 1, 2 and above (as shown below) but not in Zone 0 as this is in direct contact with running water. The LED and leads should always be installed at least 60cm from any water source.

Zone 0 is IP67 and above
Zone 1 is IP64 plus
Zone 2 is IP64 plus

The tape should be at least 60cm from water source due to the wires / leads



0
ZONE

1
ZONE

2
ZONE

OUTSIDE
ZONES



Frequently Asked Questions

Q: What does LED stand for?

A: LED stands for Light Emitting Diode.

Q: What is an IP rating?

A: IP ratings are an indication of an electrical product's protection against solid objects such as dust and dirt and moisture. IP stands for ingress protection. The IP rating consists of two digits, the first number refers to the product's protection against solids, the second refers to its protection against liquids.

Q: What is RGB?

A: RGB simply stands for 'red, green and blue'. An RGB LED product has the ability to combine these three colours to produce over 16 million hues of coloured light.

Q: Can I cut the LED / RGB strip at any point?

A: The LED can be cut at 25mm intervals indicated by the copper strips.

Q: Do you offer a bespoke service and if so what do I need to provide?

A: Yes we do, just send details of the installation area, quantity of LED required and the effect you are trying to achieve.

Q: Do you offer alternative voltages?

A: Yes, our standard drivers work on an input voltage of 200-240v but we can supply 110v rated drivers if required.

Q: What is the life span of LED?

A: Our LED strips have an average lifespan of 40,000 hours

Q: Can I replace my LED lights?

A: The LEDs have a lifetime of around 40,000 hours. Under normal operating conditions, replacement will not be necessary but is possible if required. Should you need to replace your LED lights we recommend you consult a qualified electrician to perform the modification.

Q: Do I require an Electrician to complete the installation?

A: Yes, Wiring is against the law in the UK unless you are a qualified electrician.

Q: Can I wire the lights to a standard light switch or dimmer switch?

A: Yes, we recommend you consult a qualified electrician to assist with the installation.

Q: Can I add more zones of LED at a later date?

A: Yes, providing you are using a system which is compatible with multi-zone installation (eg. RGB), you can add or amend lighting zones using the remote control handset.

Q: Can I use my own LED system with the Genesis profiles?

A: Yes, but we recommend you follow our specification to achieve the optimal results.

Q: How many ports to the Drivers have

A: The LED has 6 ports and the CCT / RGB have 4

Q: I have a single staircase with 20 steps @1m of CCT, each driver can only accept 4 LED's due to the number of micro ports so I will need 5 drivers. The catalogue states that it is one receiver per driver but I want this staircase to be all ZONE 1, Can you have 5 receivers all programmed to 1 zone?

A: Yes, it is one receiver per driver but up to eight receivers can be programmed to the same zone on the same remote as long as you use the multi-zone remote and receivers.

Q: Is a dedicated power lead required for each driver?

A: No, multiple drivers can be wired to a single power lead if required, a qualified electrician will be able to advise further.

Q: Is it possible to increase the number of connector ports supplied with each driver?

A: Yes, we offer a Connector Block Extension which provides an additional four ports if required, however the extension does occupy one of the existing ports on the driver so this must be taken into account. The power limit of the driver is not affected by this adaptation so wattage restrictions must still be observed.

Q: What is the specification of the wiring used in your LED system?

A: The wiring is 2192Y 0.75mm.