
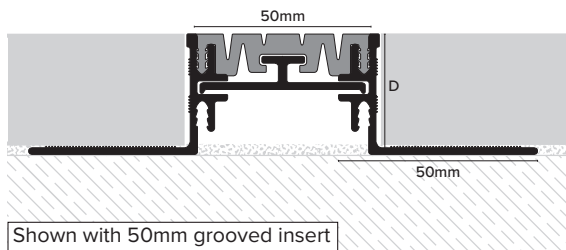
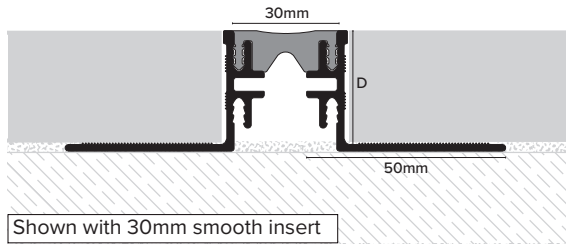
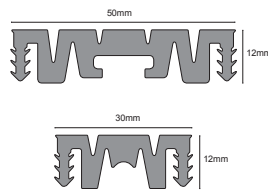
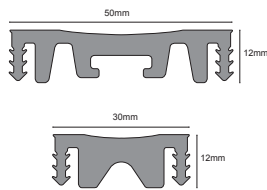


GFSR / GFGR

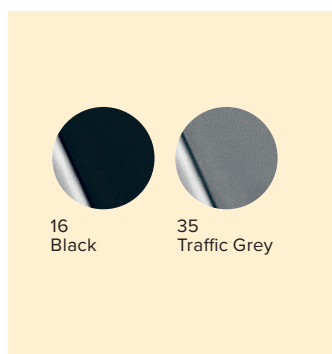
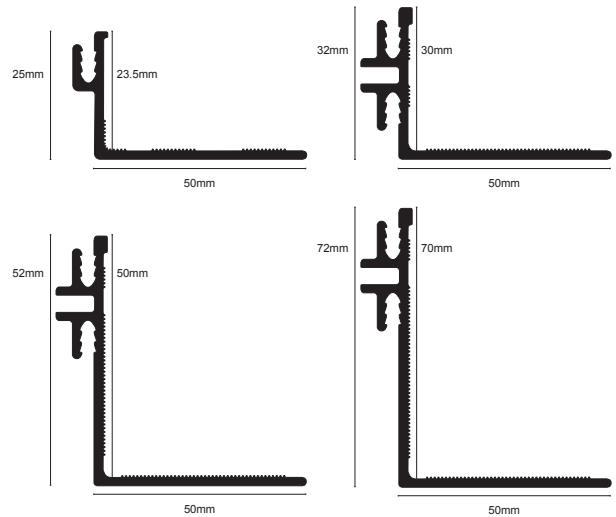


Insert - Smooth (GFSR)

Insert - Grooved (GFGR)



Central Support
50mm Insert only.
Not suitable for 23.5mm leg.



Product Description

A professional range of Structural joints suitable for Heavy Duty loading industrial and public floor areas, i.e. warehouse, airports, Hospitals.

Features include dilation, compression, shear movement with resistance to alkaline solutions, some acids, tars, bitumen and chemical agents.

Technical Details

Aluminium AA 6063 T6 / UNS A96063 anodised to DIN 17611	
Si%	0.2-0.6
Fe%	0.35
Cu%	0.1
Mn%	0.1
Mg%	0.45-0.9
Zn%	0.1
Cr%	<0.01
Al	Balance

Environmental Resistance

Ozone	Excellent
Water	Excellent
Alcohol	Excellent
Olive Oil	Fair
Sulphuric Acid	Good
Detergent	Good

Dimensions

30mm & 50mm smooth or grooved inserts to accommodate a variety of installations. All come in 3m lengths as standard.

Installation

There are Ø16mm holes placed in staggered rows every 25mm to be intergrated into the mortar of the screed and there is a line of Ø9mm holes as mechanical anchorage points into the floor.

Movement

Smooth				
Code	W (mm)	D (mm)	Insert (mm)	Lateral Movement (mm)
GFSR3023	36	23	30	8 (± 4)
GFSR3030	36	30	30	8 (± 4)
GFSR3050	36	50	30	8 (± 4)
GFSR3070	36	70	30	8 (± 4)

Grooved				
Code	W (mm)	D (mm)	A (mm)	Lateral Movement (mm)
GFGR3023	36	23	30	10 (± 5)
GFGR3030	36	30	30	10 (± 5)
GFGR3050	36	50	30	10 (± 5)
GFGR3070	36	70	30	10 (± 5)

Smooth				
Code	W (mm)	D (mm)	A (mm)	Lateral Movement (mm)
GFSR5023*	56	23	50	12 (± 6)
GFSR5030*	56	30	50	12 (± 6)
GFSR5050*	56	50	50	12 (± 6)
GFSR5070*	56	70	50	12 (± 6)

Grooved				
Code	W (mm)	D (mm)	A (mm)	Lateral Movement (mm)
GFGR5023	56	23	50	14 (± 7)
GFGR5030	56	30	50	14 (± 7)
GFGR5050	56	50	50	14 (± 7)
GFGR5070	56	70	50	14 (± 8)

	Value	Unit	Standard
Physical			
Hardness	65	SHORE A	ISO 868 (3 second)
Density	1.21	gr / cm ³	ISO 1183 1-A
Brittleness Point	-55	°C	
Mechanical			
Tensile Strength at Break	6	Mpa	ISO 37, DIN 53504
Elongation at Break	74	0%	ISO 37, DIN 53504
Tear Strength (Perpendicular to flow)	36mm	70mm	3m

Maintenance

GFSR profiles do not require any special maintenance. Oxidation films on Aluminium may be removed with a common polishing agent; however, they do reoccur. Damaged anodised finishes may only be repaired by recoating.

Aluminium must be tested to verify its suitability if chemical stresses are anticipated.

Cementitious materials, in conjunction with moisture, become alkaline. Since aluminium is sensitive to alkaline substances, exposure to the alkali (depending on the concentration and time of exposure) may result in corrosion (aluminium hydroxide formation). Therefore, it is important to remove adhesive or grout residue from visible surfaces. In addition, ensure that the profile is solidly embedded in the setting material and that all cavities are filled to prevent the collection of alkaline water.

The anodised layer creates a finish that retains a uniform appearance during normal use. The surface, however, is susceptible to scratching and wear and may be damaged by tile adhesive, mortar, or grouting material. Therefore, setting materials must be removed immediately. Otherwise, the description regarding aluminium applies.

*Available in black only